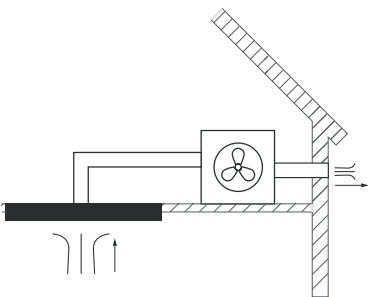


DESIGNER SERIES
MOTORS

Compact in size and easy to install define Falmecc's remotely installed fan motors from the DESIGNER series. They adapt to the environment aesthetically with minimal visual impact.

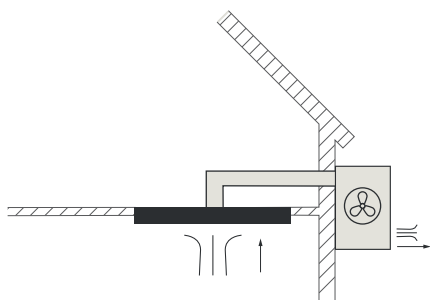
Remote Inline Motor 1300m³/h



Inline fan for internal installation 1300m³/h. Includes 7 meters of cable. 200mm diameter duct connection.

Includes 5m flexi ducting, duct clamps and wall/eave vent.

External Wall Motor 1500m³/h*



18/10 stainless steel construction with 200mm diameter duct connection. Can be paired with Cassette designer products only.

Includes 5m flexi ducting and duct clamps.

INSTALLATION NOTE: Must be shielded from external elements when installed.

AUSTRALIA

PR Kitchen & Washroom Systems
83 Bangholme Rd
Dandenong South
VIC 3175
Australia
Phone +61 3 9700 9100
Fax +61 3 9700 9191
Email info@prks.com.au

NEW ZEALAND

PR Kitchen & Washroom Systems NZ
P.O. Box 53171, Auckland Airport
Auckland 2150
New Zealand
Phone 09 964 0400
Fax 09 964 0401
Email info@prks.co.nz

BEAUTIFUL
INNOVATIONS FOR
YOUR KITCHEN

Catalogue 2016 / 2017

falmecc

PROFESSIONAL SERIES
MOTORS

Fan motors from the Falmecc PROFESSIONAL series are specified with high performance, backward curved centrifugal fan motors. Coupled with 200mm ducting, they are highly effective even with long duct runs, offering excellent extraction.

In-Roof Motor 765m³/h - 1140m³/h



Robust injection moulded plastic. Snap fit mounting bracket to absorb vibration.

Includes 5m flexi ducting, duct clamps, wall / eave vent

External Roof Mounted motor 765m³/h - 1140m³/h - 2010m³/h



Weather-proof galvanised steel construction with shade grey Colourbond finish applied to cowl.

Includes 5m flexi ducting, duct clamps, 700mm rigid duct


External Wall Mounted motor 765m³/h - 1140m³/h - 2010m³/h



Weather-proof galvanised steel construction with shade grey Colourbond finish. Insect-proof mesh included. 200mm diameter duct connection

Includes 5m flexi ducting and duct clamps.

NOTE: External roof & wall motors with bronze mesh to prevent ember attack available via special order.



**BEAUTIFUL
INNOVATIONS FOR
YOUR KITCHEN**

Catalogue 2016 / 2017

falmec

FALMEC

The best kitchens in the world have a new, intriguing and positive atmosphere, and it is all thanks to Falmec. This Italian company has become an absolute leading international player in terms of quality, innovation, design and sustainability. An extensive and varied range for a wonderful kitchen experience, with exclusive technologies, top-quality materials and aesthetic appeal. This collection is enriched with cutting-edge innovations, exploring additional possibilities and expressions of Falmec excellence.

Made in Italy

From initial design to finished product, all of Falmec's creations are achieved through a multi-step process that is run entirely on-site at the company headquarters, located near Venice. Our products offer an absolute guarantee of quality in the design, the materials and the construction, in the best Italian manufacturing tradition.

The company

Founded in 1981, Falmec has evolved from a small manufacturing company to a leading force both in the national and international market, gaining extensive experience in the design and production of rangehoods.

Cutting-edge research, flexibility in production, development of new technologies and original creativity endow the Falmec collections with an added value in terms of innovation, and a totally unique blend of design and cutting edge technology, reaching the highest levels of Italian excellence in the world.

Quality

Each Falmec product is the result of careful research, meticulous testing and extreme precision in their construction.

Falmec's plants can rely on cutting-edge technology and are equipped with numerous robotic lines that enable us to meet top quality standards.

From steel laser-cutting to automated bending, from welding to coating, to the final assembly of the fan motors and electronics, each operating phase is carried out with the utmost attention, in keeping with the requirements set by the strictest international quality standards.





FALMEC PROFESSIONAL SERIES

Premium extraction, quiet technology and innovative design, Falmec takes rangehoods to the next level.

Falmec specialises in quality rangehood systems for both indoor and covered outdoor use.

With powerful motors, unique sensor touch controls and high-performance baffle filters the Professional series is designed to deal with cooking vapours generated in the most serious of kitchens.

A blend of features that is typical of rangehoods found in the best restaurants tailored to suit the space and needs of a home environment.

Through the use of remote and onboard motors, filter design and ducting diameter, the Professional rangehoods achieve premium levels of extraction.

Motors for the professional series are installed remotely (with the exception of the Siena model), to enable maximum motor performance whilst minimising the operating sound levels in the kitchen.

Falmec offer a choice of three different remote motor solutions:

- 1) In-roof (IR) models for installation inside the house such as in an empty roof space or sub-floor.
- 2) External Roof (ER) models that are installed up on the roof.
- 3) External Wall (EW) models designed to withstand any weather conditions when installed on an external wall.

Within each type, there is a choice of up to three performance levels.

765 m³/h suitable for standard-size kitchens.

1140 m³/h for large open plan cooking and living areas.

2010 m³/h is suitable for alfresco areas and barbecue cooking.

All connect to 200 mm diameter ductwork to maximise the possible air throughput achievable by these powerful motor concepts.

STAINLESS STEEL CONSTRUCTION

All Falmec rangehoods are crafted from the highest quality AISI 304 Stainless (18% chrome & 8% nickel alloy composite) that has been coated with Scotch Brite.

REMOTE CONTROL

Fully functional RF remote with the ability to control fan speed, lighting and auto shut-off timer.



TOUCH SENSOR CONTROLS

State of the art electronics offering 3 speeds plus boost function with added benefits of touch control, auto shut off timer and remote capability.

PREMIUM BAFFLE FILTERS

Stainless steel baffle filters allowing a high rate of grease and moisture capture.

Plus the added benefit of cleaning through a dishwasher without any deterioration.


LED LIGHTING

Long lasting and highly efficient whilst producing a warm radiance of light and providing full coverage across the cooking surface.

PERIMETER EXTRACTION

A stainless steel panel is placed across the extraction area of the hood with the purpose to move the airflow from the central position to the external perimeter.

The end result is a larger suction area and increased coverage over the cooking surface.





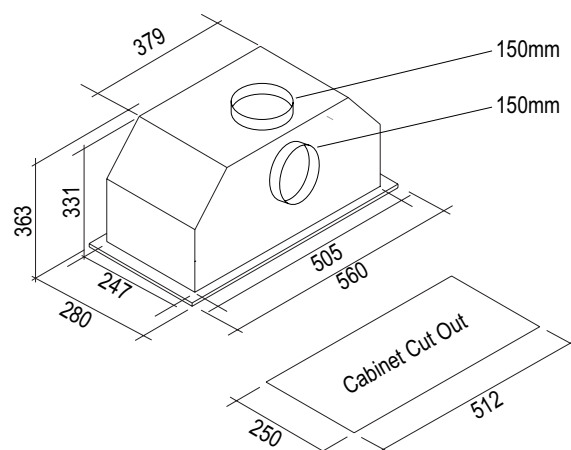
Product Features

Motor Type	On Board
Cooking Coverage	Suits 50cm - 75cm Cooking Surfaces
Filtration Type	Baffle Filters x 2
Lighting	LED 2 x 1.2 W (3200 K)
Finish	AISI304 Scotch Brite Stainless
Controls	Touch Control (Remote Control Optional)
Speed Settings	3 Speed + Boost
Timer Functions	15min Auto Shut-Off
Ducting	150mm Circular Outlet
Hood Width	560mm
Hood Depth	280mm
Hood Height	363mm (Inc. Outlet)

Filtration Zone



Dimensioned Drawing



Model Code	Motor Output	Installation Option
F3SN60S1	950 m³/h	Top or Back Ducted



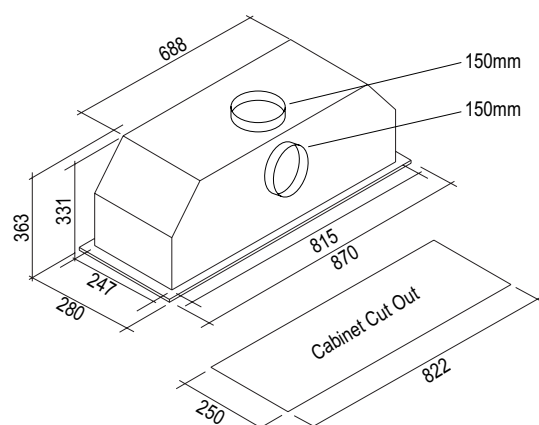
Product Features

Motor Type	On Board
Cooking Coverage	Suits 75cm - 100cm Cooking Surfaces
Filtration Type	Baffle Filters x 3
Lighting	LED 4 x 1.2 W (3200 K)
Finish	AISI304 Scotch Brite Stainless
Controls	Touch Control (Remote Control Optional)
Speed Settings	3 Speed + Boost
Timer Functions	15min Auto Shut-Off
Ducting	150mm Circular Outlet
Hood Width	870mm
Hood Depth	280mm
Hood Height	363mm (Inc. Outlet)

Filtration Zone



Dimensioned Drawing



Model Code	Motor Output	Installation Option
F3SN90S1	950 m ³ /h	Top or Back Ducted



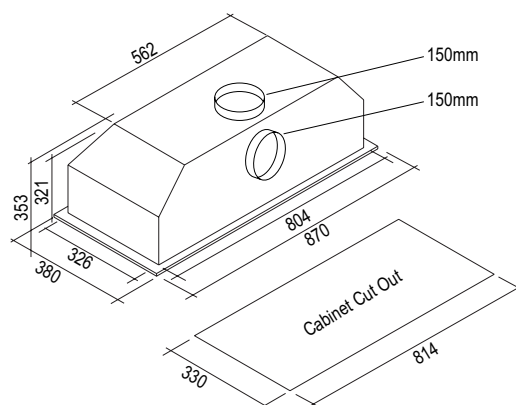
Product Features

Motor Type	On Board
Cooking Coverage	Suits 75cm - 100cm Cooking Surfaces
Filtration Type	Baffle Filters x 2
Lighting	LED 4 x 1.2 W (3200 K)
Finish	AISI304 Scotch Brite Stainless
Controls	Touch Control (Remote Control Optional)
Speed Settings	3 Speed + Boost
Timer Functions	15min Auto Shut-Off
Ducting	150mm Circular Outlet
Hood Width	870mm
Hood Depth	380mm
Hood Height	353mm (Inc. Outlet)

Filtration Zone



Dimensioned Drawing



Model Code	Motor Output	Installation Option
F3SND90S1	950 m³/h	Top or Back Ducted



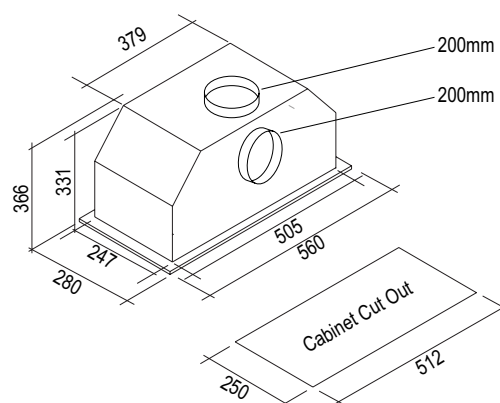
Product Features

Motor Type	Remote (In Roof or External Mounting)
Cooking Coverage	Suits 50cm - 75cm Cooking Surfaces
Filtration Type	Baffle Filters x 2
Lighting	LED 2 x 1.2W (3200 K)
Finish	AISI304 Scotch Brite Stainless
Controls	Touch Control (Remote Control Optional)
Speed Settings	3 Speed + Boost
Timer Functions	15min Auto Shut-Off
Ducting	200mm Circular Outlet (Top or Back Ducted Option) 5 x Meters of Flexi Duct Supplied
Hood Width	560mm
Hood Depth	280mm
Hood Height	366mm (Inc. Outlet)

Filtration Zone



Dimensioned Drawing



Model Code	Motor Output	Motor Solution
F3ML60S1-IR765	765 m ³ /h	In Roof Motor
F3ML60S1-ER765	765 m ³ /h	External Roof Motor
F3ML60S1-EW765	765 m ³ /h	External Wall Motor
F3ML60S1-IR1140	1140 m ³ /h	In Roof Motor
F3ML60S1-ER1140	1140 m ³ /h	External Roof Motor
F3ML60S1-EW1140	1140 m ³ /h	External Wall Motor



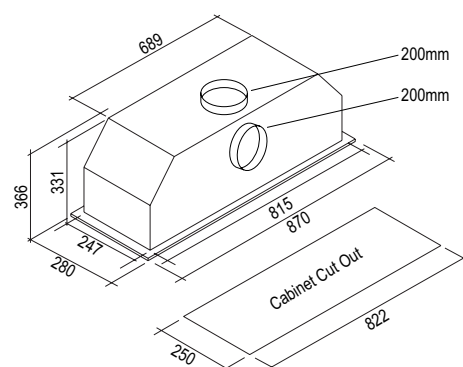
Product Features

Motor Type	Remote (In Roof or External Mounting)
Cooking Coverage	Suits 75cm - 100cm Cooking Surfaces
Filtration Type	Baffle Filters x 3
Lighting	LED 4 x 1.2W (3200 K)
Finish	AISI304 Scotch Brite Stainless
Controls	Touch Control (Remote Control Optional)
Speed Settings	3 Speed + Boost
Timer Functions	15min Auto Shut-Off
Ducting	200mm Circular Outlet (Top or Back Ducted Option) 5 x Meters of Flexi Duct Supplied
Hood Width	870mm
Hood Depth	280mm
Hood Height	366mm (Inc. Outlet)

Filtration Zone



Dimensioned Drawing



Model Code	Motor Output	Motor Solution
F3ML90S1-IR765	765 m ³ /h	In Roof Motor
F3ML90S1-ER765	765 m ³ /h	External Roof Motor
F3ML90S1-EW765	765 m ³ /h	External Wall Motor
F3ML90S1-IR1140	1140 m ³ /h	In Roof Motor
F3ML90S1-ER1140	1140 m ³ /h	External Roof Motor
F3ML90S1-EW1140	1140 m ³ /h	External Wall Motor



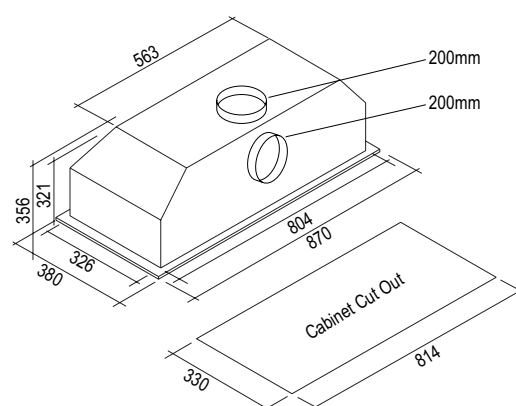
Product Features

Motor Type	Remote (In Roof or External Mounting)
Cooking Coverage	Suits 75cm - 100cm Cooking Surfaces
Filtration Type	Baffle Filters x 2
Lighting	LED 4 x 1.2 W (3200 K)
Finish	AISI304 Scotch Brite Stainless
Controls	Touch Control (Remote Control Optional)
Speed Settings	3 Speed + Boost
Timer Functions	15min Auto Shut-Off
Ducting	200mm Circular Outlet (Top or Back Ducted Option) 5 x Meters of Flexi Duct Supplied
Hood Width	870mm
Hood Depth	380mm
Hood Height	356mm (Inc. Outlet)

Filtration Zone



Dimensioned Drawing



Model Code	Motor Output	Motor Solution
F3MLD90S1-IR1140	1140 m ³ /h	In Roof Motor
F3MLD90S1-ER1140	1140 m ³ /h	External Roof Motor
F3MLD90S1-EW1140	1140 m ³ /h	External Wall Motor
F3MLD90S1-ER2010	2010 m ³ /h	External Roof Motor
F3MLD90S1-EW2010	2010 m ³ /h	External Wall Motor



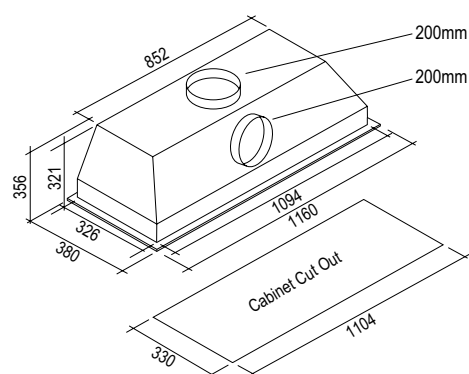
Product Features

Motor Type	Remote (In Roof or External Mounting)
Cooking Coverage	Suits 90cm - 130cm Cooking Surfaces
Filtration Type	Baffle Filters x 3
Lighting	LED 4 x 1.2 W (3200 K)
Finish	AISI304 Scotch Brite Stainless
Controls	Touch Control (Remote Control Optional)
Speed Settings	3 Speed + Boost
Timer Functions	15min Auto Shut-Off
Ducting	200mm Circular Outlet (Top or Back Ducted Option) 5 x Meters of Flexi Duct Supplied
Hood Width	1160mm
Hood Depth	380mm
Hood Height	356mm (Inc. Outlet)

Filtration Zone



Dimensioned Drawing




Model Code	Motor Output	Motor Solution
F3MLD12S1-IR1140	1140 m ³ /h	In Roof Motor
F3MLD12S1-ER1140	1140 m ³ /h	External Roof Motor
F3MLD12S1-EW1140	1140 m ³ /h	External Wall Motor
F3MLD12S1-ER2010	2010 m ³ /h	External Roof Motor
F3MLD12S1-EW2010	2010 m ³ /h	External Wall Motor



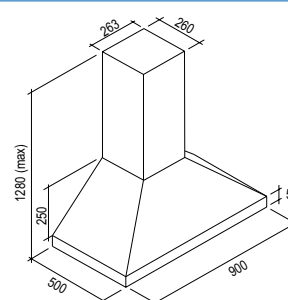
Product Features

Motor Type	Remote (In Roof or External Mounting)
Cooking Coverage	Suits 75cm - 110cm Cooking Surfaces
Filtration Type	Baffle Filters x 2
Lighting	LED 3 x 1.2 W (3200 K)
Finish	AISI304 Scotch Brite Stainless
Controls	Touch Control (Remote Control Optional)
Speed Settings	3 Speed + Boost
Timer Functions	15min Auto Shut-Off
Ducting	200mm Circular Outlet 5 x Meters of Flexi Duct Supplied
Hood Width	900mm
Hood Depth	500mm
Hood Height	1280mm (max)

Filtration Zone



Dimensioned Drawing



Model Code	Motor Output	Motor Solution
F5LT90S1-IR765	765 m³/h	In Roof Motor
F5LT90S1-ER765	765 m³/h	External Roof Motor
F5LT90S1-EW765	765 m³/h	External Wall Motor
F5LT90S1-IR1140	1140 m³/h	In Roof Motor
F5LT90S1-ER1140	1140 m³/h	External Roof Motor
F5LT90S1-EW1140	1140 m³/h	External Wall Motor
F5LT90S1-ER2010	2010 m³/h	External Roof Motor
F5LT90S1-EW2010	2010 m³/h	External Wall Motor



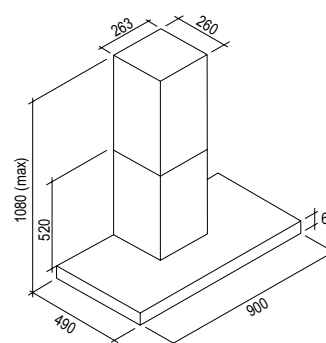
Product Features

Motor Type	Remote (In Roof or External Mounting)
Cooking Coverage	Suits 75cm - 100cm Cooking Surfaces
Filtration Type	Baffle Filters x 3
Lighting	LED 2 x 1.2 W (3200 K)
Finish	AISI304 Scotch Brite Stainless
Controls	Touch Control (Remote Control Optional)
Speed Settings	3 Speed + Boost
Timer Functions	15min Auto Shut-Off
Ducting	200mm Circular Outlet 5 x Meters of Flexi Duct Supplied
Hood Width	900mm
Hood Depth	490mm
Hood Height	1080mm (max)

Filtration Zone



Dimensioned Drawing



Model Code	Motor Output	Motor Solution
F5TV90S1-IR765	765 m ³ /h	In Roof Motor
F5TV90S1-ER765	765 m ³ /h	External Roof Motor
F5TV90S1-EW765	765 m ³ /h	External Wall Motor
F5TV90S1-IR1140	1140 m ³ /h	In Roof Motor
F5TV90S1-ER1140	1140 m ³ /h	External Roof Motor
F5TV90S1-EW1140	1140 m ³ /h	External Wall Motor



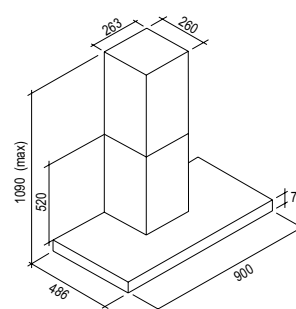
Product Features

Motor Type	Remote (In Roof or External Mounting)
Cooking Coverage	Suits 75cm - 100cm Cooking Surfaces
Filtration Type	Baffle Filters x 2 with Perimeter Suction
Lighting	LED 3 x 1.2 W (3200 K)
Finish	AISI304 Scotch Brite Stainless
Controls	Touch Control (Remote Control Optional)
Speed Settings	3 Speed + Boost
Timer Functions	15min Auto Shut-Off
Ducting	200mm Circular Outlet 5 x Meters of Flexi Duct Supplied
Hood Width	900mm
Hood Depth	486mm
Hood Height	1090mm (max)

Filtration Zone



Dimensioned Drawing



Model Code	Motor Output	Motor Solution
F5RM90B1-IR765	765 m ³ /h	In Roof Motor
F5RM90B1-ER765	765 m ³ /h	External Roof Motor
F5RM90B1-EW765	765 m ³ /h	External Wall Motor
F5RM90B1-IR1140	1140 m ³ /h	In Roof Motor
F5RM90B1-ER1140	1140 m ³ /h	External Roof Motor
F5RM90B1-EW1140	1140 m ³ /h	External Wall Motor



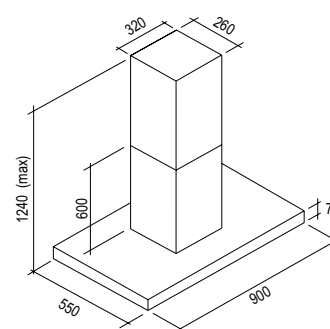
Product Features

Motor Type	Remote (In Roof or External Mounting)
Cooking Coverage	Suits 75cm - 100cm Cooking Surfaces
Filtration Type	Baffle Filters x 3 (H-10)
Lighting	LED 4 x 1.2 W (3200 K)
Finish	AISI304 Scotch Brite Stainless
Controls	Touch Control (Remote Control Optional)
Speed Settings	3 Speed + Boost
Timer Functions	15min Auto Shut-Off
Ducting	200mm Circular Outlet 5 x Meters of Flexi Duct Supplied
Hood Width	900mm
Hood Depth	550mm
Hood Height	1240mm (max)

Filtration Zone



Dimensioned Drawing



Model Code	Motor Output	Motor Solution
F7TV90S1-IR1140	1140 m ³ /h	In Roof Motor
F7TV90S1-ER1140	1140 m ³ /h	External Roof Motor
F7TV90S1-EW1140	1140 m ³ /h	External Wall Motor
F7TV90S1-ER2010	2010 m ³ /h	External Roof Motor
F7TV90S1-EW2010	2010 m ³ /h	External Wall Motor



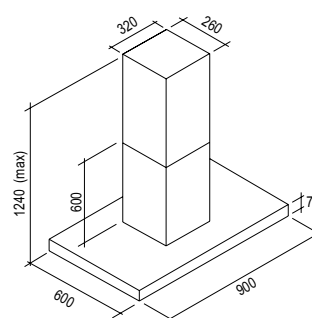
Product Features

Motor Type	Remote (In Roof or External Mounting)
Cooking Coverage	Suits 75cm - 100cm Cooking Surfaces
Filtration Type	Baffle Filters x 2 with Perimeter Suction
Lighting	LED 6 x 1.2 W (3200 K)
Finish	AISI304 Scotch Brite Stainless
Controls	Touch Control (Remote Control Optional)
Speed Settings	3 Speed + Boost
Timer Functions	15min Auto Shut-Off
Ducting	200mm Circular Outlet 5 x Meters of Flexi Duct Supplied
Hood Width	900mm
Hood Depth	600mm
Hood Height	1240mm (max)

Filtration Zone



Dimensioned Drawing



Model Code	Motor Output	Motor Solution
F7RM90B1-IR1140	1140 m ³ /h	In Roof Motor
F7RM90B1-ER1140	1140 m ³ /h	External Roof Motor
F7RM90B1-EW1140	1140 m ³ /h	External Wall Motor
F7RM90B1-ER2010	2010 m ³ /h	External Roof Motor
F7RM90B1-EW2010	2010 m ³ /h	External Wall Motor







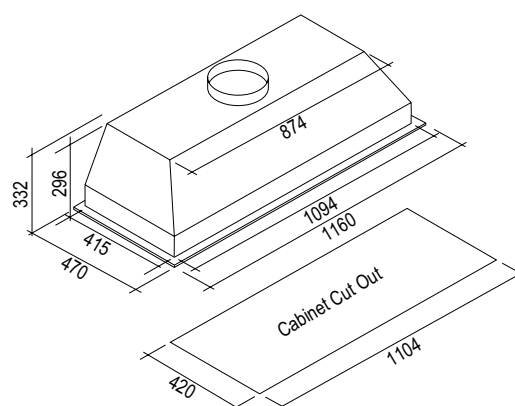
Product Features

Motor Type	Remote (External Mounting)
Cooking Coverage	Suits 90cm - 130cm Cooking Surfaces
Filtration Type	Baffle Filters x 3
Lighting	LED 4 x 1.2 W (3200 K)
Finish	AISI304 Scotch Brite Stainless
Controls	Touch Control (Remote Control Included)
Speed Settings	3 Speed + Boost
Timer Functions	15min Auto Shut-Off
Ducting	200mm circular outlet 5 x Meters of Flexi Duct Supplied
Hood Width	1160mm
Hood Depth	470mm
Hood Height	332mm (Inc. Outlet)

Filtration Zone



Dimensioned Drawing



Model Code	Motor Output	Motor Solution
F3GV12S1-ER2010	2010 m ³ /h	External Roof Motor
F3GV12S1-EW2010	2010 m ³ /h	External Wall Motor



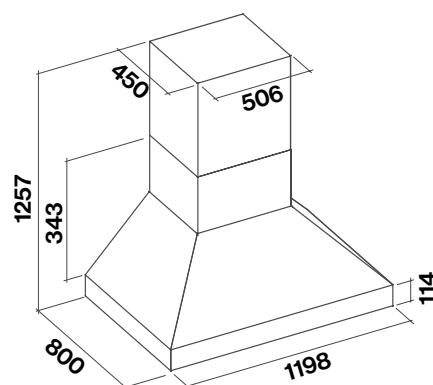
Product Features

Motor Type	Remote (External Mounting)
Cooking Coverage	Suits 90cm - 130cm Cooking Surfaces
Filtration Type	Baffle Filters x 6
Lighting	LED Strip Light 24W (5500 K)
Finish	AISI304 Scotch Brite Stainless
Controls	Touch Control (Remote Control Included)
Speed Settings	3 Speed + Boost
Timer Functions	15min Auto Shut-Off
Ducting	200mm Circular Outlet 5 x Meters of Flexi Duct Supplied
Hood Width	1200mm
Hood Depth	800mm
Hood Height	1257mm

Filtration Zone



Dimensioned Drawing



Model Code	Motor Output	Motor Solution
F5ME12S1-ER2010	2010 m³/h	External Roof Motor
F5ME12S1-EW2010	2010 m³/h	External Wall Motor



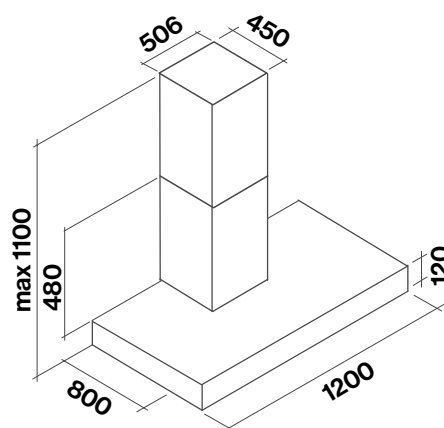
Product Features

Motor Type	Remote (External Mounting)
Cooking Coverage	Suits 90cm - 130cm Cooking Surfaces
Filtration Type	Baffle Filters x 6
Lighting	LED Strip Light 24 W (5500 K)
Finish	AISI304 Scotch Brite Stainless
Controls	Touch Control (Remote Control Included)
Speed Settings	3 Speed + Boost
Timer Functions	15min Countdown
Ducting	200mm Circular Outlet 5 x Meters of Flexi Duct Supplied
Hood Width	1200mm
Hood Depth	800mm
Hood Height	1100mm (max)

Filtration Zone



Dimensioned Drawing



Model Code	Motor Output	Motor Solution
F5TN12S1-ER2010	2010 m ³ /h	External Roof Motor
F5TN12S1-EW2010	2010 m ³ /h	External Wall Motor



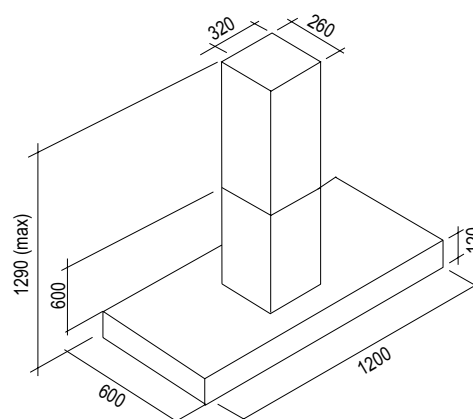
Product Features

Motor Type	Remote (External Mounting)
Cooking Coverage	Suits 90cm - 130cm Cooking Surfaces
Filtration Type	Baffle Filters x 3
Lighting	LED 6 x 1.2 W (3200 K)
Finish	AISI304 Scotch Brite Stainless
Controls	Touch Control (Remote Control Included)
Speed Settings	3 Speed + Boost
Timer Functions	15min Auto Shut-Off
Ducting	200mm Circular Outlet 5 x Meters of Flexi Duct Supplied
Hood Width	1200mm
Hood Depth	600mm
Hood Height	1290mm (max)

Filtration Zone



Dimensioned Drawing



Model Code	Motor Output	Motor Solution
F7TN12S1-ER2010	2010 m³/h	External Roof Motor
F7TN12S1-EW2010	2010 m³/h	External Wall Motor

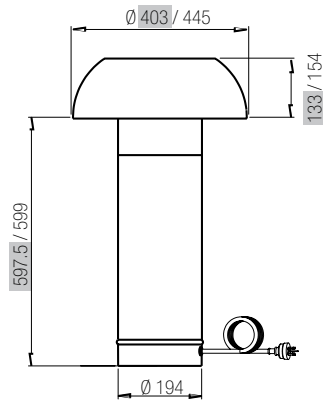
EXTERNAL ROOF SOLUTION

765, 1140 & 2010m³/h

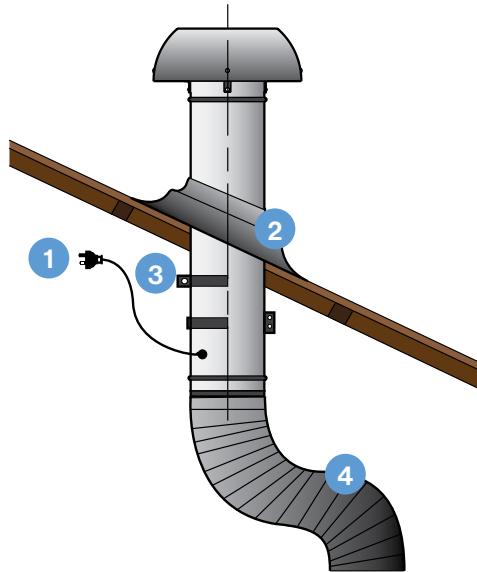
1. Fan power supply connects to internal hood unit
2. Tile or metal roof flashing (optional accessory)
3. Rigid duct mount (optional accessory)
4. 200mm flexi ducting (attached to internal hood unit)*

**Advise to include gentle bend in duct run as well ensuring ducting is pulled tight and excess removed.*

We recommend to install the roof motor offset from rangehood to avoid direct noise travel.



ER-765/1140 Dimensions
ER-2010 Dimensions

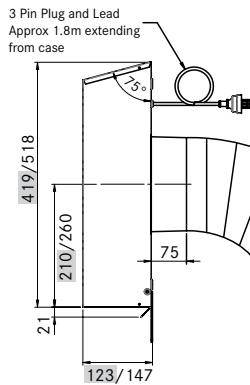


EXTERNAL WALL SOLUTION

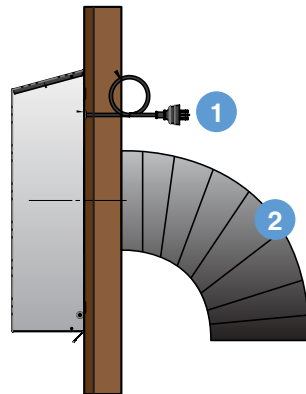
765, 1140 & 2010m³/h

1. Fan power supply (connects to internal hood unit)
2. 200mm flexi ducting (attached to internal hood unit)*

**Advise to include gentle bend in duct run as well ensuring ducting is pulled tight and excess removed.*



EW-765/1140 Dimensions
EW-2010 Dimensions



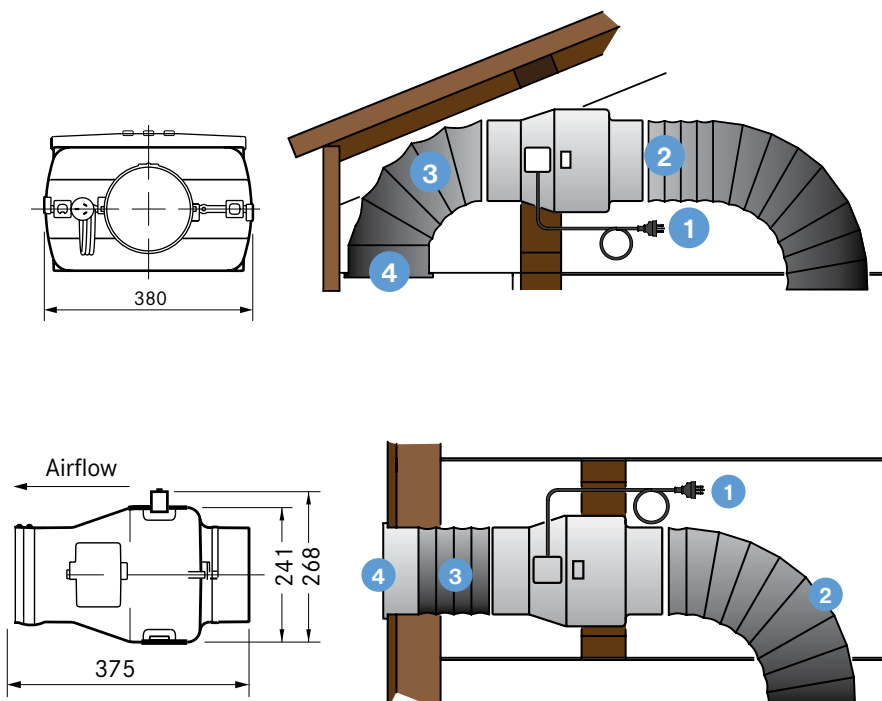
IN-ROOF MOTOR SOLUTION

765 & 1140m³/h

1. Fan power supply (attached to internal hood unit)
2. 200mm flexi duct installed between rangehood and motor inlet*
3. 200mm flexi duct installed between motor outlet and wall/eave vent
4. Vent installed in eave position

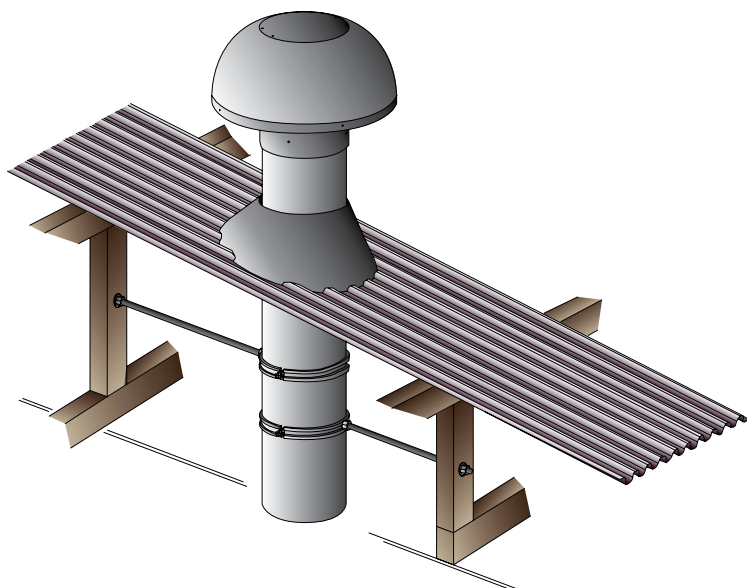
1. Fan power supply (attached to internal hood unit)
2. 200mm flexi duct installed between rangehood and motor inlet*
3. 200mm flexi duct installed between motor outlet and wall/eave vent
4. Vent installed in wall position

**Advise to include gentle bend in duct run as well ensuring ducting is pulled tight and excess removed.*

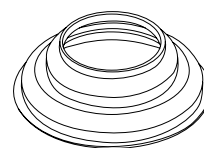


AVAILABLE ACCESSORIES

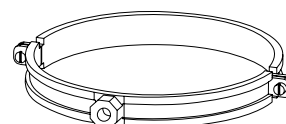
HBX200MET - 200MM METAL ROOF KIT



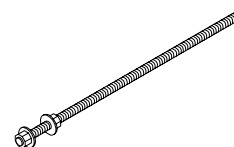
INCLUDED ACCESSORIES



Metal roof flashing (x1)

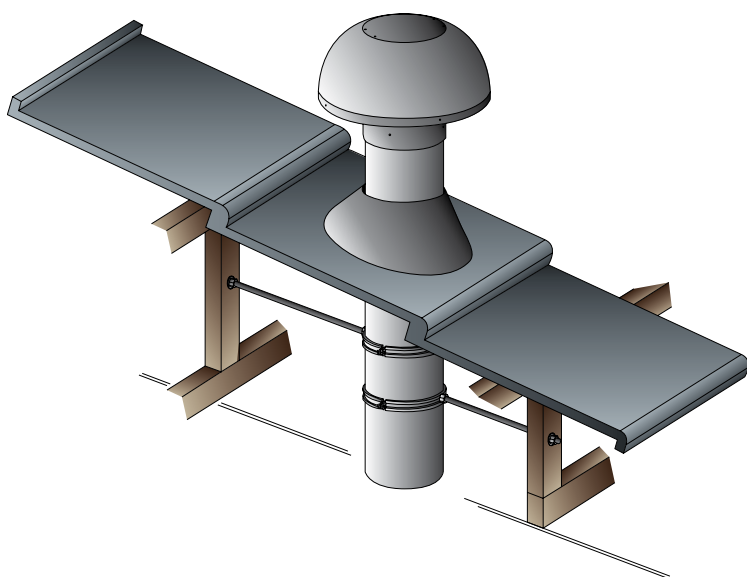


Rigid duct mount (x2)

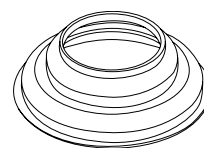


Threaded rod & fixings (x2)

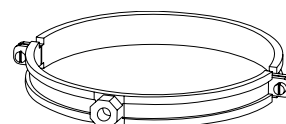
HBX200TILE - 200MM TILE ROOF KIT



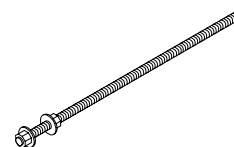
INCLUDED ACCESSORIES



Tile roof flashing (x1)

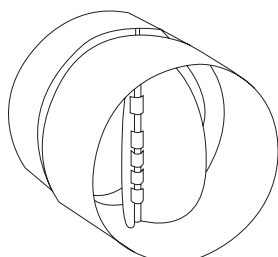


Rigid duct mount (x2)

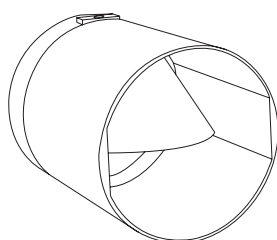


Threaded rod & fixings (x2)


FAN.RSK200 - 200MM BACKDRAFT DAMPER FOR EXTERNAL MOTORS



FAN.SJK200 - 200MM BACKDRAFT DAMPER FOR IN-ROOF MOTOR



HBX200DUCT - DUCT EXTENSION KIT



TECHNOLOGY AND DESIGN

Innovation. Performance. Energy efficiency. Ease of installation. Design. These are the key concepts of all Falmec rangehoods. They are the outcome of ongoing research that considers aesthetics, materials and technologies as a single set in order to achieve the perfect synergy. Falmec's products satisfy every sense: smell, for the effectiveness of the suction; sight and touch, thanks to the refined design and the quality of materials; hearing, for their extremely silent performance.



E.ion® System 

E.ION®

The only hoods that sanitise the air. Falmec has developed a unique technology which, through the BIPOLAR CONTROLLED IONISATION, allows to recreate in the kitchen the air ions that not only eliminate unpleasant odours in a natural way but also restore the optimal ionic balance, with considerable benefits to our physical and psychological well-being.

 **collection**
silence

NRS®

Finally a hood that makes minimal noise. With the innovative technology NRS®, Falmec has successfully created a product that combines high performance with significant comfort in the home. Beyond the figures certifying the excellent results achieved with scientific evidence, the other important fact to stress is that the hood is incredibly quiet.



FASTEEL®

Absolutely no fingerprints. With Fasteel fingerprint-proof steel, the hood stays beautiful and shiny thanks to the innovative "No Fingerprint" technology". This is a special finish that prevents the appearance of halos and fingerprints on the surface, thus facilitating easy cleaning.

E.ion® System

PURE AIR FACTORY

Today Falmec offers a new technology applied to its hoods which allows atmospheric ions to be recreated – through BIPOLAR CONTROLLED IONISATION technology*, ions which not only decrease unpleasant odours, but also re-establish optimum ionic balance in the living environment, with significant benefit to human wellness and health. The action produced by the ions is one that neutralises all the polluting agents in the air such as bacteria, viruses, dust mites, pollen, spores, various dusts, foul odours, cigarette smoke, exhaust fumes and purifies, sanitises and optimises it.



LEAF SENSOR

The sensor in the E.ion® products detects the presence of volatile organic composites (VOC), odorous gases, formaldehyde, cigarette smoke, ammonia and all polluting agents that are in the air. This is therefore an excellent indicator to measure the variation of domestic air quality. This information is translated into the leaf colour which gradually turns from yellow to green as the conditions improve. We implemented yet another feature which optimizes the potential of the ionization. Thanks to the automatic mode, if the sensor detects a drop in the domestic environmental air quality, the hood activates, purifying and sanitizing the air until the original balance is reestablished.



CARBON.ZEO

CHARCOAL

The active material is carbon, which is mainly in the form of graphite microcrystals. These are treated in order to obtain a porous structure with a large internal surface area. Thanks to these characteristics it has a high absorbent capacity, being able to hold the molecules of many types of substances on its inner surface.

ZEOLITE

Zeolite is a mineral with high microporosity. It is sought for its ability to absorb organic compounds and water vapor. This is due to the particular characteristics of their regular and microporous crystalline structure; the crystals have a large amount of empty space.

The combined use of coal and zeolite in a single system of filters allows for good filtration and increases the purification capacity of the E.ion® System. Carbon.zeo is this combination, used in the new filter installed in all products of the E.ion® System.



CLEANING AND MAINTENANCE

Carbon.Zeo filters do not require special maintenance. Under conditions of normal use you should regenerate them every 18 months and replace them after 3 years. To regenerate the Carbon.Zeo filter insert it into a normal domestic oven at a temperature of 200°C for around 2 hours.



silence

collection

BETTER QUALITY OF LIFE IN YOUR HOME WITHOUT NOISE DISTURBANCE

Falmec continually seek solutions and technologies to reduce the noise produced by their products. More efficiency, better use of power, less noise and lower fuel consumption: the equation Falmec always produces positive results. The new NRS® project has been developed by Falmec in collaboration with laboratories that specialise in the study of airflow dynamics.

This collaboration, alongside the use of sound absorbing materials, has achieved results almost unimaginable until now. The dynamics of the airflow being drawn through the hood was studied using innovative computer software; this allowed Falmec to develop the products so that airflow is optimised, eliminating any resistance, the principal cause of noise in extraction.

Falmec also invested time and resources in the development of new materials that would be best suited to this particular application because of their sound absorbing qualities. These materials have been designed to contain any noise produced by the movement of air, further increasing the reductions in noise already achieved by the optimisation of airflow.

All of this means Falmec can say they have the quietest cooker hoods in the world.



Finally, a cooker hood that cannot be heard. With the innovative NRS® technology Falmec has created a product that combines high performance with absolute domestic comfort. Aside from the science, what is ultimately important is that the hood is no longer heard. You can then cook, work, talk, listen to music and do all you can do in the kitchen without the usual noise of an extractor but in the comfort of a high performance appliance. Because in this case, the real innovation is to make something disappear: the noise of the hood.

**86% LESS NOISY
WITH THE
FALMEC NRS®**



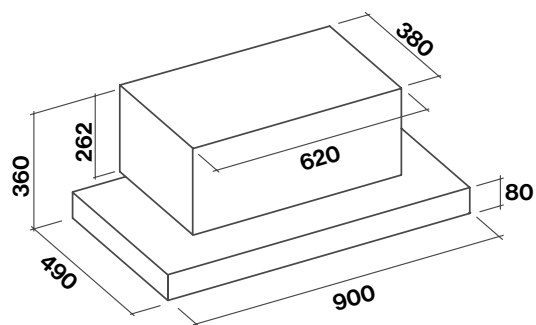
*Stainless steel
wall-mounted rangehood
for recirculation operation
with E.ion system for
superior air hygiene.*

Product Features

Motor Type	On Board
Filtration Type	Top Filter x 3 Carbon.Zeo Filter x 2
Controls	Touch Controls + Leaf Sensor
Speed Settings	3 Speed + Boost + Auto Sensor
Ducting	Recirculating

E.ion®System

Dimensioned Drawings



Model Code	Hood Mounting	Size	Motor Output	Lighting	Finish
F5LB90S1	Wall	90 cm	600 m³/h	LED 3 x 1.2 W (3200 K)	Stainless

Glass island rangehood for recirculation operation with E.ion system for superior air hygiene.

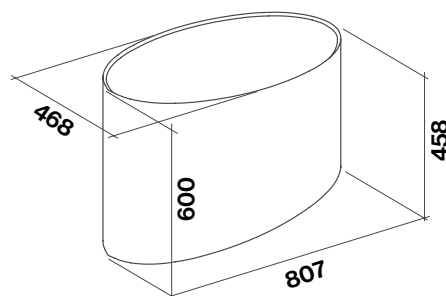


Product Features

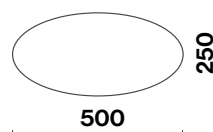
Motor Type	On Board
Filtration Type	Top Filter x 2 Carbon.Zeo Filter x 2
Controls	Touch Controls + Leaf Sensor
Speed Settings	3 Speed + Boost + Auto Sensor
Ducting	Recirculating

E.ion®System 

Dimensioned Drawings



①



1 - Support for island version, adjustable up to 110 cm. Steel wire rope included.

Model Code	Hood Mounting	Size	Motor Output	Lighting	Finish
F7SR80B1	Island	80 cm	600 m³/h	Neon 3 x 13 W	Black
F7SR80W1 ◀	Island	80 cm	600 m³/h	Neon 3 x 13 W	White

Special Order ◀



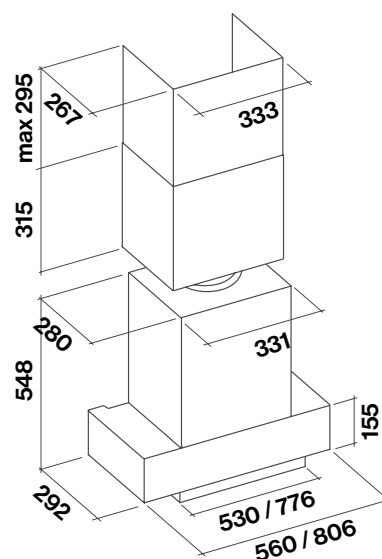
Built-in rangehood for undermount installation with NRS technology for quiet operation.

Product Features

Motor Type	On Board
Filtration Type	Top Filter
Controls	Electronic Control (Remote Control Included)
Speed Settings	3 Speed + Boost
Timer Functions	15min Auto Shut-Off
Ducting	150mm Circular Outlet 700mm Insulated Rigid Ducting
Optional Accessories	Charcoal Filters Silent Conveyor

collection
silence

Dimensioned Drawings



Cut-out size
50cm: 506mm x 262mm
70cm: 751mm x 262mm

Model Code	Hood Mounting	Size	Motor Output	Lighting	Finish
F3GN50S1	Built-In	50 cm	800 m³/h	LED 2 x 1.2 W (3200 K)	Stainless
F3GN70S1	Built-In	70 cm	800 m³/h	LED 2 x 1.2 W (3200 K)	Stainless



Stainless steel rangehood with NRS technology for quiet operation, featuring sensor-touch controls on back-lit glass.

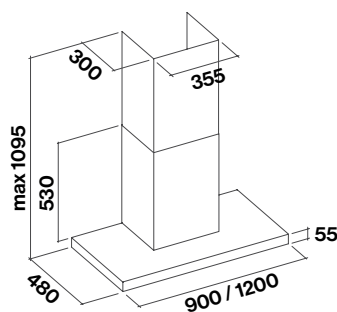
Product Features

Motor Type	On Board
Filtration Type	Metallic Grease Filter
Controls	Touch Controls
Speed Settings	3 Speed + Boost
Timer Functions	15min Auto Shut-Off
Ducting	150mm Circular Outlet 700mm Insulated Rigid Ducting
Optional Accessories	Charcoal Filters Silent Conveyor 700mm Wall Flue Extension 1200mm Island Flue Extension

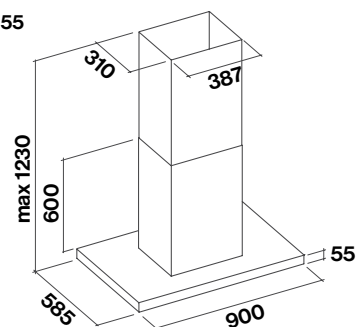


Dimensioned Drawings

Wall Mount



Island Mount



Model Code	Hood Mounting	Size	Motor Output	Lighting	Finish
F5LA90S1	Wall	90 cm	800 m³/h	Neon 1 x 21 W	Stainless
F5LA90B1	Wall	90 cm	800 m³/h	Neon 1 x 21 W	Black
F5LA90W1 ◀	Wall	90 cm	800 m³/h	Neon 1 x 21 W	White
F5LA12S1 ◀	Wall	120 cm	800 m³/h	Neon 1 x 28 W	Stainless
F5LA12B1 ◀	Wall	120 cm	800 m³/h	Neon 1 x 28 W	Black
F5LA12W1 ◀	Wall	120 cm	800 m³/h	Neon 1 x 28 W	White
F7LA90S1 ◀	Island	90 cm	800 m³/h	Neon 2 x 21 W	Stainless
F7LA90B1 ◀	Island	90 cm	800 m³/h	Neon 2 x 21 W	Black
F7LA90W1 ◀	Island	90 cm	800 m³/h	Neon 2 x 21 W	White

Special Order ◀



Stainless steel rangehood with NRS technology for quiet operation, featuring Air Falmec filters for balanced suction.

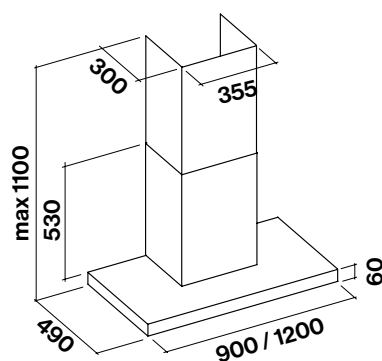
Product Features

Motor Type	On Board
Filtration Type	Air Falmec Filter
Controls	Electronic Controls
Speed Settings	3 Speed + Boost
Timer Functions	15min Auto Shut-Off
Ducting	150mm Circular Outlet 700mm Insulated Rigid Ducting
Optional Accessories	Charcoal Filter 700mm Wall Flue Extension 1200mm Island Flue Extension

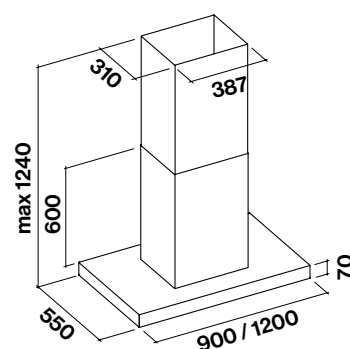
collection
silence

Dimensioned Drawings

Wall Mount



Island Mount



Model Code	Hood Mounting	Size	Motor Output	Lighting	Finish
F5PN90S1	Wall	90 cm	800 m³/h	LED 2 x 1.2 W (3200 K)	Stainless
F5PN12S1 ◀	Wall	120 cm	800 m³/h	LED 3 x 1.2 W (3200 K)	Stainless
F7PN90S1 ◀	Island	90 cm	800 m³/h	LED 4 x 1.2 W (3200 K)	Stainless
F7PN12S1 ◀	Island	120 cm	800 m³/h	LED 4 x 1.2 W (3200 K)	Stainless

Special Order ◀



Canopy rangehood in
finger-print resistant
Fasteel with
perimeter suction.

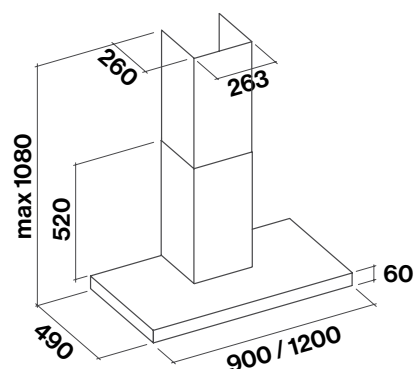
Product Features

Motor Type	On Board
Filtration Type	Metallic Grease Filter Charcoal Filter Perimeter Suction
Controls	Electronic Controls
Speed Settings	3 Speed + Boost
Timer Functions	15min Auto Shut-Off
Ducting	150mm Circular Outlet
Optional Accessories	700mm Wall Flue Extension 1200mm Island Flue Extension

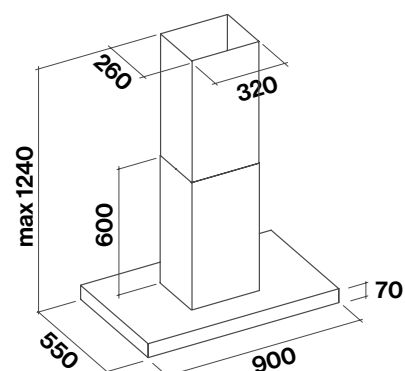


Dimensioned Drawings

Wall Mount



Island Mount



Model Code	Hood Mounting	Size	Motor Output	Lighting	Finish
F5PT90S1	Wall	90 cm	800 m³/h	LED 2 x 1.2 W (3200 K)	Fasteel
F5PT12S1 ◀	Wall	120 cm	800 m³/h	LED 3 x 1.2 W (3200 K)	Fasteel
F7PT90S1 ◀	Island	90 cm	800 m³/h	LED 4 x 1.2 W (3200 K)	Fasteel

Special Order ◀



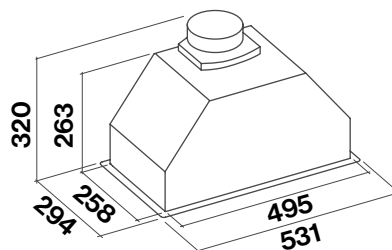
Built-in rangehood for concealed undermount installation with optional control via remote.

Product Features

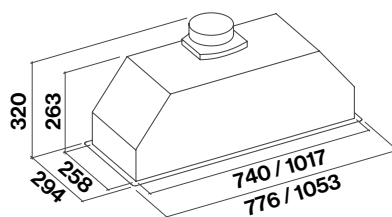
Motor Type	On Board
Filtration Type	Metallic Grease Filter Charcoal Filter Perimeter Suction
Controls	Electronic Control (Remote Control Optional)
Speed Settings	3 Speed + Boost
Timer Functions	15min Auto Shut-Off
Ducting	150mm Circular Outlet

Dimensioned Drawings

50cm Version



70cm and 100cm Version



Cut-out size
 50cm: 505mm x 262mm
 70cm: 751mm x 262mm
 105cm: 1029mm x 262mm

Model Code	Hood Mounting	Size	Motor Output	Lighting	Finish
F3GI50S1	Built-In	50 cm	800 m ³ /h	LED 2 x 1.2 W (3200 K)	Stainless
F3GI70S1	Built-In	70 cm	800 m ³ /h	LED 2 x 1.2 W (3200 K)	Stainless
F3GI10S1 ◀	Built-In	105 cm	800 m ³ /h	LED 4 x 1.2 W (3200 K)	Stainless

Special Order ◀

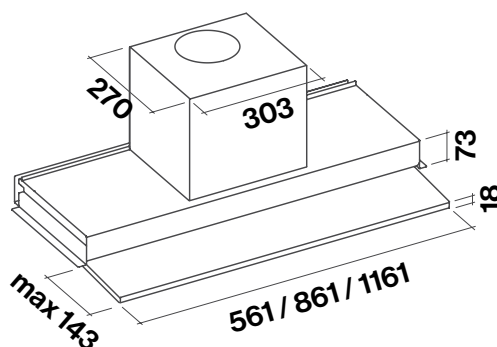


Stainless steel
slide-out rangehood with
hidden glass panel
when not in use.
Choice of black or white
glass panel.

Product Features

Motor Type	On Board
Filtration Type	Metallic Grease Filter
Controls	Electronic Control
Speed Settings	3 Speed + Boost
Timer Functions	15min Auto Shut-Off
Ducting	150mm Circular Outlet
Optional Accessories	Carbon.Zeo Filter Chimney Glass shelf

Dimensioned Drawings



Model Code	Hood Mounting	Size	Motor Output	Lighting	Finish
F3MV60B1	Built-In	60cm	800 m ³ /h	LED 2 x 1.2 W (3200 K)	Black Glass Panel
F3MV60W1 ◀	Built-In	60cm	800 m ³ /h	LED 2 x 1.2 W (3200 K)	White Glass Panel
F3MV90B1	Built-In	90cm	800 m ³ /h	LED 3 x 1.2 W (3200 K)	Black Glass Panel
F3MV90W1 ◀	Built-In	90cm	800 m ³ /h	LED 3 x 1.2 W (3200 K)	White Glass Panel
F3MV12B1 ◀	Built-In	120cm	800 m ³ /h	LED 3 x 1.2 W (3200 K)	Black Glass Panel
F3MV12W1 ◀	Built-In	120cm	800 m ³ /h	LED 3 x 1.2 W (3200 K)	White Glass Panel

Special Order ◀



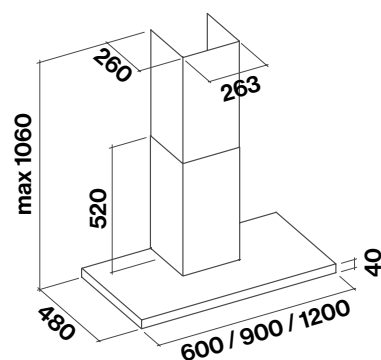
Stainless steel
rangehood with
decorative front edge
Neon lighting. AirFalmec
filters for optimum
extraction performance.

Product Features

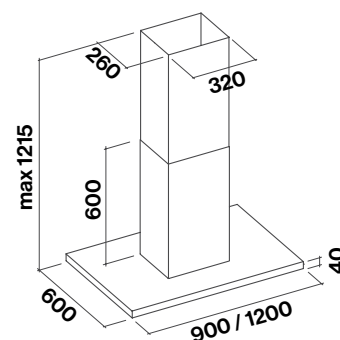
Motor Type	On Board
Filtration Type	AirFalmec Filter Charcoal Filter
Controls	Electronic Controls
Speed Settings	3 Speed + Boost
Timer Functions	15min Auto Shut-Off
Ducting	150mm Circular Outlet
Optional Accessories	700mm Wall Flue Extension 1200mm Island Flue Extension

Dimensioned Drawings

Wall Mount



Island Mount



Model Code	Hood Mounting	Size	Motor Output	Lighting	Finish
F5LM60S1	Wall	60 cm	800 m³/h	Neon 1 x 13 W	Stainless
F5LM90S1	Wall	90 cm	800 m³/h	Neon 1 x 21 W	Stainless
F5LM12S1 ◀	Wall	120 cm	800 m³/h	Neon 1 x 28 W	Stainless
F7LM90S1 ◀	Island	90 cm	800 m³/h	Neon 2 x 21 W	Stainless
F7LM12S1 ◀	Island	120 cm	800 m³/h	Neon 2 x 28 W	Stainless

Special Order ◀

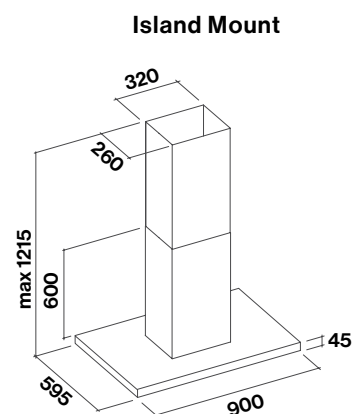
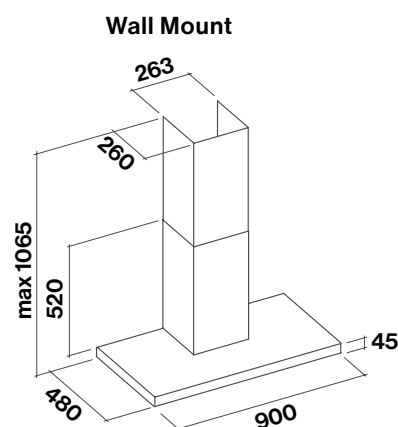


Stainless steel rangehood with sensor-touch controls on back-lit glass panel. AirFalmec filters for optimum extraction performance.

Product Features

Motor Type	On Board
Filtration Type	AirFalmec Charcoal Filter
Controls	Touch Controls
Speed Settings	3 Speed + Boost
Timer Functions	15min Auto Shut-Off
Ducting	150mm Circular Outlet
Optional Accessories	700mm Wall Flue Extension 1200mm Island Flue Extension

Dimensioned Drawings



Model Code	Hood Mounting	Size	Motor Output	Lighting	Finish
F5LC90B1	Wall	90 cm	800 m³/h	Neon 1 x 21 W	Black
F5LC90W1 ◀	Wall	90 cm	800 m³/h	Neon 1 x 21 W	White
F7LC90B1 ◀	Island	90 cm	800 m³/h	Neon 2 x 21 W	Black
F7LC90W1 ◀	Island	90 cm	800 m³/h	Neon 2 x 21 W	White

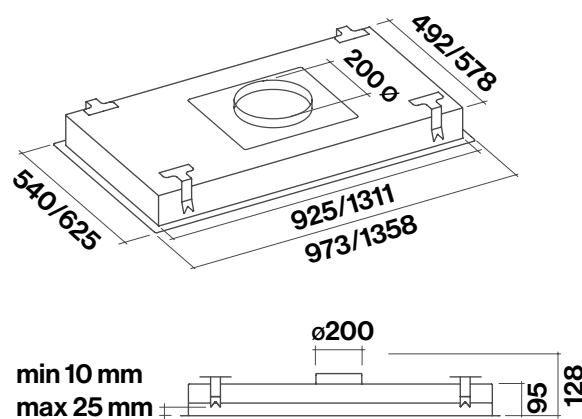
Special Order ◀



Product Features

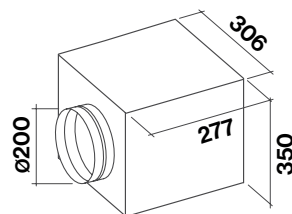
Motor Type	Remote (Inline or Wall Mounting)
Filtration Type	Metallic Grease Filter x 3 (Nube 90) Baffle filter x 4 (Nube 140) Perimeter Suction
Controls	Electronic Controls (Remote Control Included)
Speed Settings	3 Speed + Boost
Timer Functions	15min Auto Shut-Off
Ducting	200mm Circular Outlet 5 x Meters of Flexi Duct Supplied
Included Accessories	90° Elbow Wall Vent (Inline Motor Only)

Dimensioned Drawings

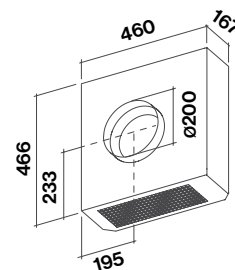


* Maximum distance from cooktop 150cm

Inline Motor



Wall Motor



Model Code	Hood Mounting	Size	Motor Output	Lighting	Finish
F9NB90S1-IN1300 ◀	Ceiling	90cm	1300 m ³ /h	N/A	Stainless Steel
F9NB90S1-EW1500 ◀	Ceiling	90cm	1500 m ³ /h	N/A	Stainless Steel
F9NB14S1-IN1300	Ceiling	140cm	1300 m ³ /h	N/A	Stainless Steel
F9NB14S1-EW1500	Ceiling	140cm	1500 m ³ /h	N/A	Stainless Steel

Special Order ◀



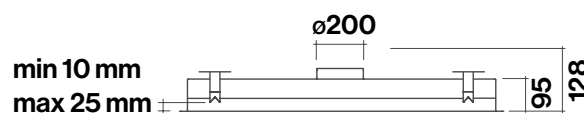
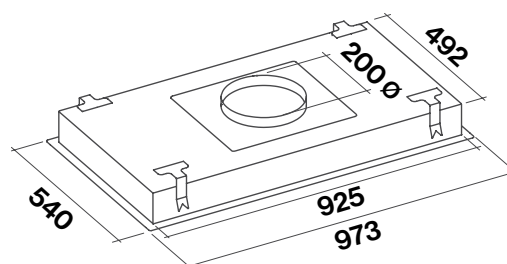
Stainless-steel ceiling cassette with central neon lighting strip built in to the perimeter suction panel. Remote controlled.

Product Features

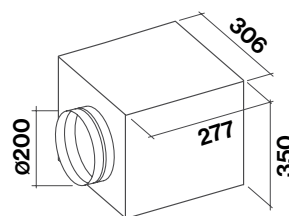
Motor Type	Remote (Inline or Wall Mounting)
Filtration Type	Metallic Grease Filter Perimeter Suction
Controls	Electronic Controls (Remote Control Included)
Speed Settings	3 Speed + Boost
Timer Functions	15min Auto Shut-Off
Ducting	200mm Circular Outlet 5 x Meters of Flexi Duct Supplied
Included Accessories	90° Elbow Wall Vent (Inline Motor Only)

* Maximum distance from cooktop 150cm

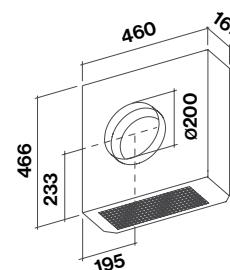
Dimensioned Drawings



Inline Motor



Wall Motor



Model Code	Hood Mounting	Size	Motor Output	Lighting	Finish
F9NV90S1-IN1300 ◀	Ceiling	90cm	1300 m ³ /h	Neon 2 x 39 W	Stainless
F9NV90S1-EW1500 ◀	Ceiling	90cm	1500 m ³ /h	Neon 2 x 39 W	Stainless
F9NV90W1-IN1300 ◀	Ceiling	90cm	1300 m ³ /h	Neon 2 x 39 W	White
F9NV90W1-EW1500 ◀	Ceiling	90cm	1500 m ³ /h	Neon 2 x 39 W	White

Special Order ◀

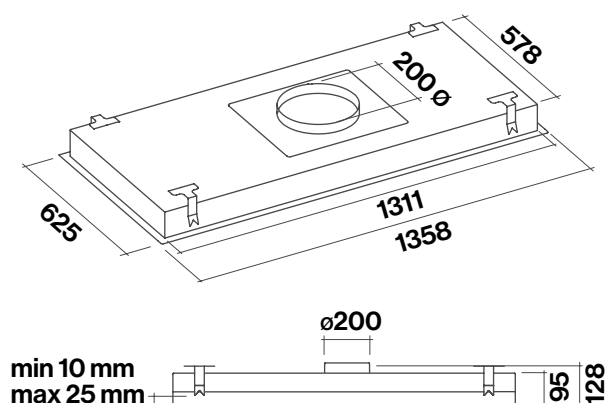


Stainless-steel ceiling cassette with central neon lighting strip built in to the perimeter suction panel. Remote controlled.

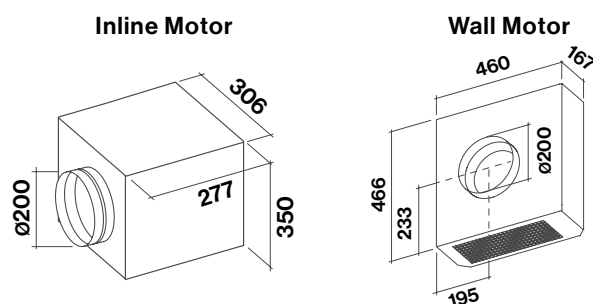
Product Features

Motor Type	Remote (Inline or Wall Mounting)
Filtration Type	Metallic Grease Filter Perimeter Suction
Controls	Electronic Controls (Remote Control Included)
Speed Settings	3 Speed + Boost
Timer Functions	15min Auto Shut-Off
Ducting	200mm Circular Outlet 5 x Meters of Flexi Duct Supplied
Included Accessories	90° Elbow Wall Vent (Inline Motor Only)

Dimensioned Drawings



* Maximum distance from cooktop 150cm



Model Code	Hood Mounting	Size	Motor Output	Lighting	Finish
F9NV14S1-IN1300 ◀	Ceiling	140cm	1300 m³/h	Neon 2 x 55 W	Stainless
F9NV14S1-EW1500 ◀	Ceiling	140cm	1500 m³/h	Neon 2 x 55 W	Stainless
F9NV14W1-IN1300 ◀	Ceiling	140cm	1300 m³/h	Neon 2 x 55 W	White
F9NV14W1-EW1500 ◀	Ceiling	140cm	1500 m³/h	Neon 2 x 55 W	White

Special Order ◀

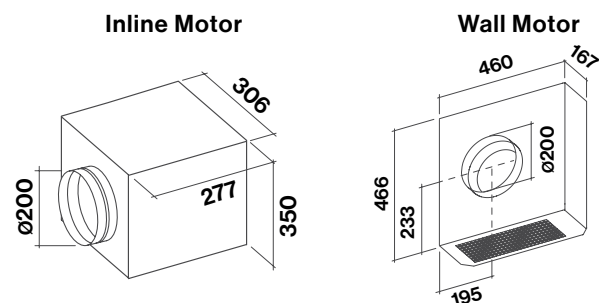
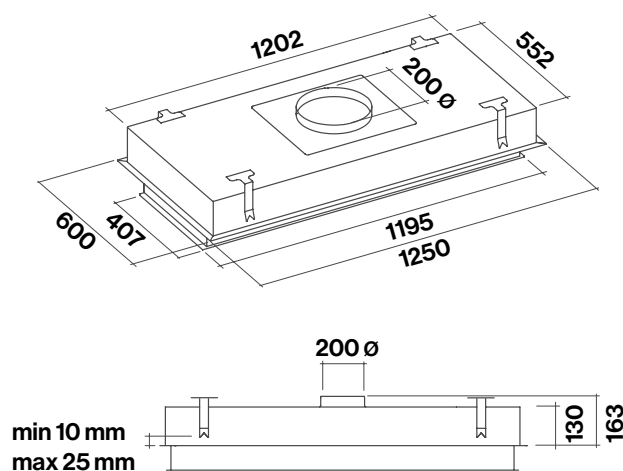


Product Features

Motor Type	Remote (Inline or Wall Mounting)
Filtration Type	Metallic Grease Filter x 3
Controls	Touch Controls (Remote Control Included)
Speed Settings	3 Speed + Boost
Timer Functions	15min Auto Shut-Off
Ducting	200mm Circular Outlet 5 x Meters of Flexi Duct Supplied
Included Accessories	90° Elbow Wall Vent (Inline Motor Only)

* Maximum distance from cooktop 150cm

Dimensioned Drawings



Model Code	Hood Mounting	Size	Motor Output	Lighting	Finish
F9ES12W1-IN1300 ◀	Ceiling	120cm	1300 m³/h	LED 4 x 14 W (5500 K)	White Steel
F9ES12W1-EW1500 ◀	Ceiling	120cm	1500 m³/h	LED 4 x 14 W (5500 K)	White Steel

Special Order ◀



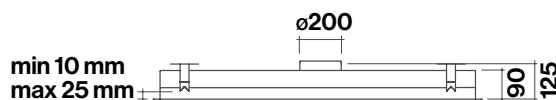
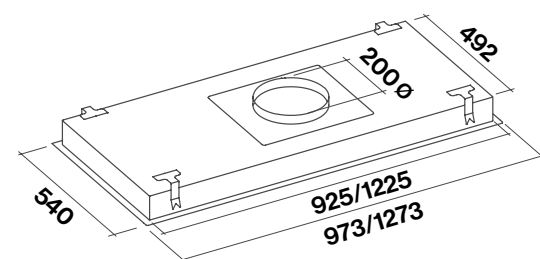
Stainless-steel ceiling
cassette with perimeter
suction panel and
LED lighting.
Remote-controlled.

Product Features

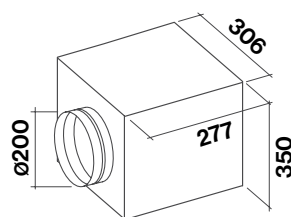
Motor Type	Remote (Inline or Wall Mounting)
Filtration Type	Metallic Grease Filter Perimeter Suction
Controls	Electronic Controls (Remote Control Included)
Speed Settings	3 Speed + Boost
Timer Functions	15min Auto Shut-Off
Ducting	200mm Circular Outlet 5 x Meters of Flexi Duct Supplied
Included Accessories	90° Elbow Wall Vent (Inline Motor Only)

* Maximum distance from cooktop 150cm

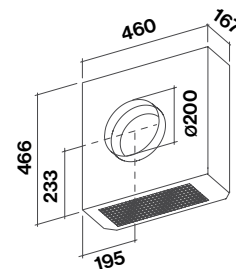
Dimensioned Drawings



Inline Motor



Wall Motor



Model Code	Hood Mounting	Size	Motor Output	Lighting	Finish
F9ST90S1-IN1300 ◀	Ceiling	90cm	1300 m ³ /h	LED 4 x 3.6 W (4000K)	Stainless
F9ST90S1-EW1500 ◀	Ceiling	90cm	1500 m ³ /h	LED 4 x 3.6 W (4000K)	Stainless
F9ST90W1-IN1300 ◀	Ceiling	90cm	1300 m ³ /h	LED 4 x 3.6 W (4000K)	White
F9ST90W1-EW1500 ◀	Ceiling	90cm	1500 m ³ /h	LED 4 x 3.6 W (4000K)	White
F9ST12S1-IN1300 ◀	Ceiling	120cm	1300 m ³ /h	LED 4 x 3.6 W (4000K)	Stainless
F9ST12S1-EW1500 ◀	Ceiling	120cm	1500 m ³ /h	LED 4 x 3.6 W (4000K)	Stainless

Special Order ◀



Motorised downdraft extraction system with stainless-steel filter panel and sensor-touch controls.

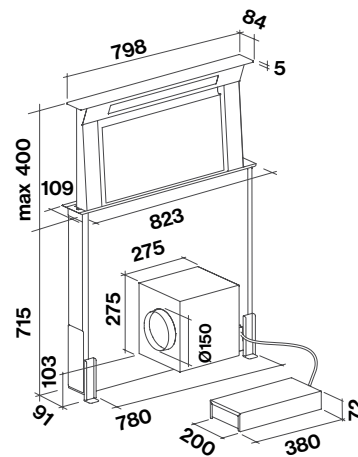
NOTE: Recommend for use with gas or induction cooktops with inline hob configuration.

Product Features

Motor Type	Remote (Recirculating or Inline)
Filtration Type	Top Filter x 2 Perimeter suction
Controls	Touch Controls (Remote Control Optional)
Speed Settings	3 Speed + Boost
Timer Functions	15min Auto Shut-Off
Ducting	200mm Circular Outlet
Included Accessories with Inline Motor	90° Elbow Wall Vent 5m Flexi Ducting
Included Accessories with Recirculating Motor	Carbon.Zeo Filter Rectangular Vertical Elbow Rigid Rectangular Ducting Base Board Vent

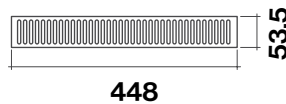
Dimensioned Drawings

Inline Version

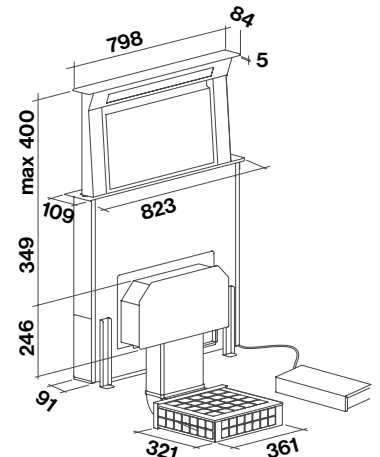


*1300 m³/h motor can not be attached directly to unit

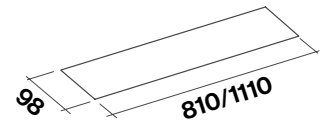
Base Board Vent



Recirculating Version



Cutout



Model Code	Hood Mounting	Size	Motor Output	Lighting	Finish
F8DD90B1-IN1300	In-Bench	90cm	1300 m³/h	LED Strip 14W	Black Glass
F8DD90B1-IN950	In-Bench	90cm	950 m³/h	LED Strip 14W	Black Glass
F8DD90B1-UC600	In-Bench	90cm	600 m³/h	LED Strip 14W	Black Glass
F8DD90S1-IN1300 ◀	In-Bench	90cm	1300 m³/h	LED Strip 14W	Stainless
F8DD90S1-IN950	In-Bench	90cm	950 m³/h	LED Strip 14W	Stainless
F8DD90S1-UC600 ◀	In-Bench	90cm	600 m³/h	LED Strip 14W	Stainless

Special Order ◀



Motorised downdraft extraction system with stainless-steel filter panel and sensor-touch controls.

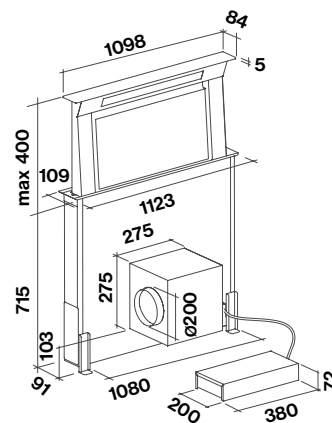
NOTE: Recommend for use with gas or induction cooktops with inline hob configuration.

Product Features

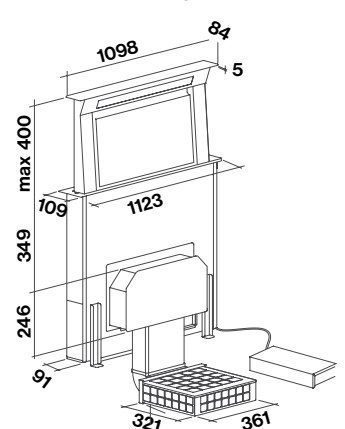
Motor Type	Remote (Recirculating or Inline)
Filtration Type	Top Filter x 2 Perimeter Suction
Controls	Touch Controls (Remote Control Optional)
Speed Settings	3 Speed + Boost
Timer Functions	15min Auto Shut-Off
Ducting	200mm Circular Outlet
Included Accessories with Inline Motor	90° Elbow Wall Vent 5m Flexi Ducting
Included Accessories with Recirculating Motor	Carbon.Zeo Filter Rectangular Vertical Elbow Rigid Rectangular Ducting Base Board Vent

Dimensioned Drawings

Inline Version (950 m³/h)

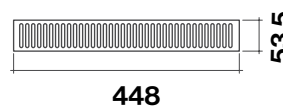


Recirculating Version



*1300 m³/h motor can not be attached directly to unit

Base Board Vent



Cutout



Model Code	Hood Mounting	Size	Motor Output	Lighting	Finish
F8DD12B1-IN1300	In-Bench	120cm	1300 m³/h	LED Strip 20W	Black Glass
F8DD12B1-IN950	In-Bench	120cm	950 m³/h	LED Strip 20W	Black Glass
F8DD12B1-UC600	In-Bench	120cm	600 m³/h	LED Strip 20W	Black Glass
F8DD12S1-IN1300 ◀	In-Bench	120cm	1300 m³/h	LED Strip 20W	Stainless
F8DD12S1-IN950	In-Bench	120cm	950 m³/h	LED Strip 20W	Stainless
F8DD12S1-UC600 ◀	In-Bench	120cm	600 m³/h	LED Strip 20W	Stainless

Special Order ◀

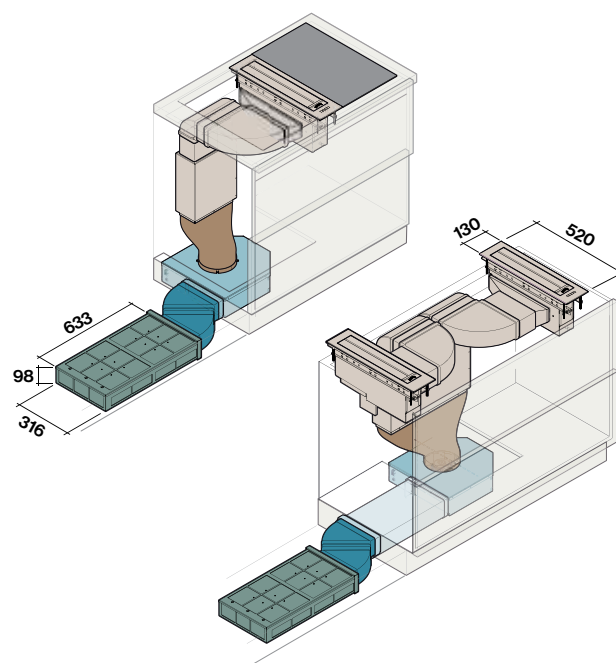


NOTE: Cooktop pictured for illustration purposes only. Not available for sale.

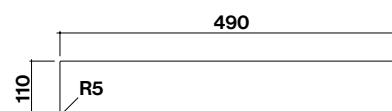
Product Features

Motor Type	Under Cabinet Recirculating
Filtration Type	Steel Filters Oils and Liquids Collector Carbon.Zeo Filter
Controls	Touch Controls
Speed Settings	3 Speed + Boost
Timer Functions	15min Auto Shut-Off
Ducting	220 x 90mm Rectangular Ducting
Included with Single Inlet	Carbon.Zeo Filter Conveyor - Single Inlet - Right or Left Outlet 1200mm Rigid Rectangular Duct Double Horizontal Elbow
Included with Dual Inlet	Carbon.Zeo Filter Conveyor - Dual Inlet - Right or Left Outlet 1200mm Rigid Rectangular Duct Double Horizontal Elbow

Dimensioned Drawings



Cutout Dimensions of Inlet



Model Code	Hood Mounting	Size	Motor Output	Lighting	Finish
F8PS52S1* ◀	In-Bench	52cm	1000 m³/h	N/A	Stainless
F8PD52S1* ◀	In-Bench	52cm	1200 m³/h	N/A	Stainless

Special Order ◀

*Product listed includes extraction system only.
Refer to product specification for details.

WARRANTY

Every Falmec professional remote motor rangehood comes with a 10 year motor replacement warranty and a 3 year hood parts and labour warranty. The Siena range of onboard motor range hoods is covered by a 3 year parts and labour warranty.

Every Falmec designer rangehood with either an onboard or remote motor comes with a 3 year motor, parts and labour warranty.

For full warranty details including terms and conditions, please refer to the Falmec website www.falmec.com.au

TERMS & CONDITIONS

Due to ongoing research and development, the manufacturer reserves the right to change specifications without notice. If specifications are critical to end use, please ask your local retail agent. This information is provided without prejudice to the standard terms and conditions of the sale of the distributor. This brochure supersedes all previous brochures. All due care has been taken while compiling this brochure at the time of print, however no responsibility is taken for error.

Printed February 2017

KEY INSTALLATION NOTES

The Falmec professional rangehood remote collection removes the fan motor from the internally mounted rangehood unit. Placing the fan motor in a separate internal or externally mounted housing, considerably reducing noise generated from motor operation. It is important to note that as a result of the high extraction levels offered by the remote motors, air flow noise on settings three (3) and four (4) will still be audible. For optimum results the remote motor unit should be installed three (3) to six (5) metres from the outlet of the hood unit. It is also highly recommended that the diameter of the ducting should not be reduced from 200mm, a gentle bend be contoured in the ducting and that all ducting is pulled tight and any excess removed.

We recommend our customers use an authorised installer.

For more installation assistance please call
PR Kitchen & Washroom Systems service
AU +61(0)3 9700 9100
NZ +64 9964 0400.

