

iQ500, built-in fridge, 177.5 x 56 cm, soft close flat hinge KI81RAD30A



Built-in fridge with hyperFresh plus to keep fruit and vegetables fresh up to 2 times longer and touchControl temperature control.

- ✓ Keeps fruits and vegetables fresh and crisp for up to 2x longer – hyperFresh plus.
- ✓ superCooling: reduces the temperature for a set time, to quickly cool down fresh food items.
- ✓ SoftClosing Door: door closes automatically and softly when it is open at a 20° angle or less.
- ✓ varioShelf can be positioned flexibly depending on your space needs.
- ✓ airFreshFilter to actively combat odours inside the refrigerator.

Features

Technical Data

Built-in / Free-standing : Built-in
 Door panel options : Not possible
 Height : 1772 mm
 Width of the appliance : 558 mm
 Depth of the product : 545 mm
 Required niche size for installation (HxWxD) : 1775.0 x 560 x 550 mm
 Net weight : 64.633 kg
 Connection Rating : 90 W
 Fuse protection : 10 A
 Door hinge : Right reversible
 Voltage : 220-240 V
 Frequency : 50 Hz
 Approval certificates : CE, VDE
 Length electrical supply cord : 230 cm
 Number of compressors : 1
 Number of independent cooling systems : 1
 Interior ventilator : Yes
 Reversible Door Hinge : Yes
 Number of Adjustable Shelves in fridge compartment : 6
 Shelves for Bottles : Yes
 EAN code : 4242003871409
 Brand : Siemens
 Product name / Commercial code : KI81RAD30A
 Product category : Refrigerator
 Energy efficiency rating : A++
 Energy consumption annual : 116.00 kWh/annum
 Refrigerator Net capacity : 319 l
 Freezer Net capacity : 0 l
 Frost free system : No
 Freezing capacity) : 0 kg/24h
 Noise level : 37 dB(A) re 1 pW
 Climate class : SN-T
 Installation typology : Fully-integrated

Included accessories

2 x egg tray



4 242003 871409

**iQ500, built-in fridge, 177.5 x 56 cm,
soft close flat hinge
KI81RAD30A**

Features

Performance & Consumption

- 3 Star Energy Rating, 199 kWh energy consumption per year
- Net capacity 319 litres
- Noise level: 37 dB(A)
- Multiairflow system - Minimises fluctuating temperatures by ensuring optimal and uniform air circulation in the fridge
- superCool function - Automatically brings down the temperature of the refrigerator to cool new groceries rapidly
- Constant temperature by intelligent sensor technology

Convenience & Safety

- LED interior light lighting
- easy Installation
- Electronic temperature control with independent controls for fridge and freezer
- Automatic defrost
- Acoustic door open alarm

Shelving & Compartments

- HydroFresh Drawer on telescopic rails
- Vegetable container
-
- Metal wine rack
- 6 door bins, 1x dairy compartment

Safety & Hygiene

- 7 safety glass shelves (6 height adjustable), of which Bottom shelf, 2 glass plates extendible
- with carbon filter

Dimensions

- Dimensions (H x W x D): 1772 mm x 558 mm x 545 mm
- Cut-out Dimension (H x W x D): 1775 mm x 560 mm x 550 mm

Technical Information

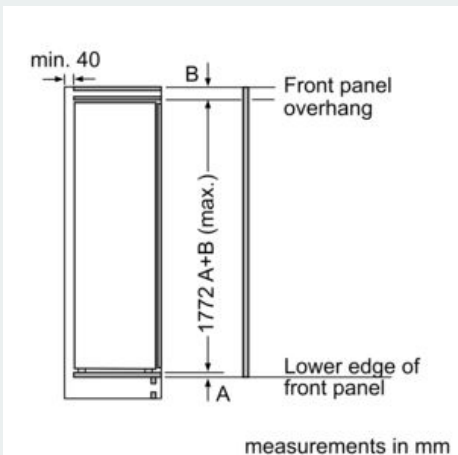
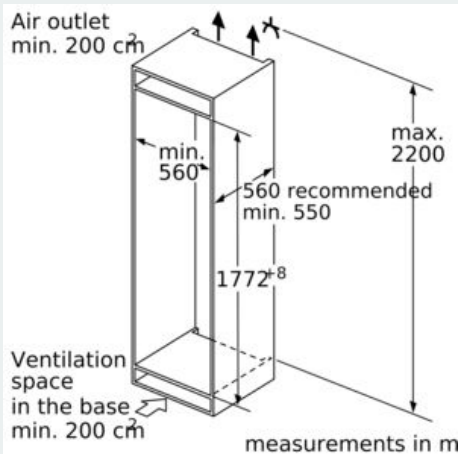
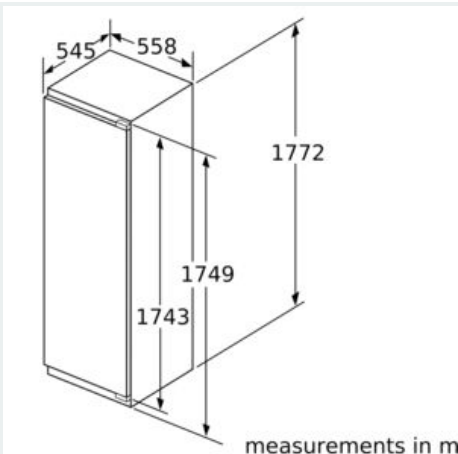
- Reversible door hinging
- Voltage 220 - 240 V

Accessories

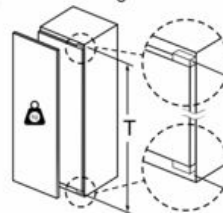
- egg tray
- bottle holder

iQ500, built-in fridge, 177.5 x 56 cm,
soft close flat hinge
KI81RAD30A

Dimensioned drawings



Maximal permissible weight of the unit fronts

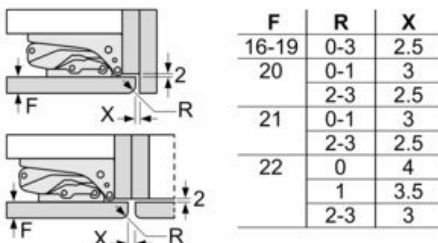


Fitted kitchen unit doors that exceed the permissible weight may cause damage and result in functional impairment of the hinges.


T: Includes height of appliance door	undamped hinge, Door in kg:	damped hinge, Door in kg:
Hinges in mm:		
1500-1750	22	22

measurements in mm

Recommended gap dimensions for flat hinges



The gap dimensions recommended in the table must be adhered to in order to ensure that appliance doors do not collide with anything when they are opened, and to avoid causing damage to kitchen units.



iQ500, built-in fridge, 177.5 x 56 cm,
soft close flat hinge
KI81RAD30A

Dimensioned drawings

