

PV164LCNAU

Product Family	Hob
Built-in type	Ultra-low profile or Fully Flushed
Dimensions	65 cm
Power supply	Gas
Type	Gas
EAN code	8017709339715



Aesthetics



Aesthetic	Classic
Colour	Black
Finishing	Glass
Material	Glass
Glass type	Ceramic
Glass edge	Straight edge
Glass on Steel	Yes
Pan stands	Cast iron
Burners	Smeg Contemporary
Burners Material	Brass
Burner Coating	Nichelato
Type of control setting	Control knobs
Control knob position	Front
No. of controls	4
Controls colour	Black
Serigraphy colour	Grey

Programs / Functions

Total no. of cook zones	4
No. of gas cook zones	4

Options

Standard cut out	482-486x560-564 mm
------------------	--------------------

Technical Features

Left - Gas - Rapid - 3.00 kW

Rear-centre - Gas - Semi Rapid - 1.70 kW

Front-centre - Gas - AUX - 1.10 kW

Right - Gas - Rapid - 2.60 kW

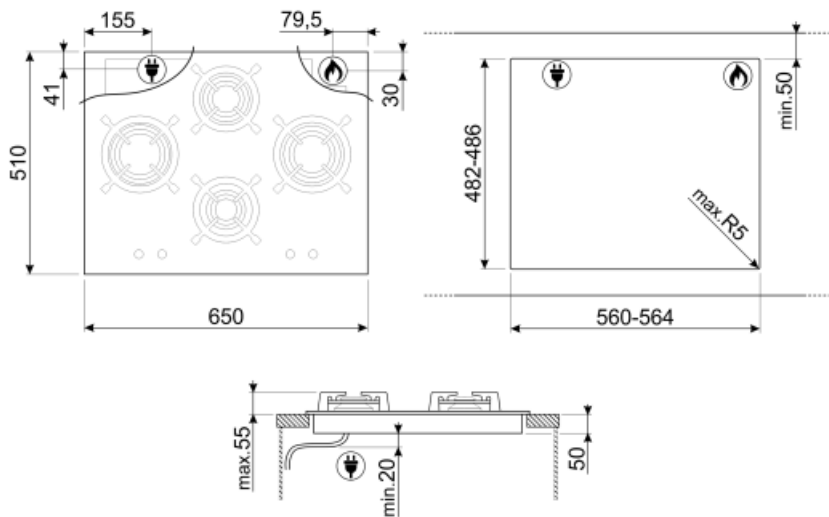
Gas safety valves Yes Automatic Ignition Yes

Electrical Connection

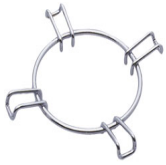
Plug	(I) Australia	Type of electric cable supplied	Yes, Single phase
Electrical connection rating (W)	1 W	Frequency (Hz)	50/60 Hz
Current	0.001 A	Power supply cable length	120 cm
Voltage (V)	240 V	Plug	I
Type of electric cable	Single phase		

Gas Connection

Gas Type	G20 Natural gas	Other gas connections provided	Cylindrical
Gas connection	Conical	Gas connection rating (W)	8300 W
Other gas nozzles included	G30 GPL Liquid gas		



Not included accessories



GRW
Wok support



WOKGHU
Cast-Iron WOK Support

5MP1G0GB3






5MP1GOG

Hob knobs set Linea knobs for Gas on Glass hobs (5 knobs)



GRM
Gas hobs moka support

Symbols glossary (TT)

- | | | | |
|--|--|---|--|
|  | Heavy duty cast iron pan stands: for maximum stability and strength. |  | Reinforced base: A reinforced base, developed exclusively by Smeg, consists of a steel layer fixed to the underside of the glass surface of all gas on glass hobs. |
|  | Knobs control | | |