







HYDROTAP G5 BCSHA CELSIUS PLUS ALL-IN-ONE PULL-OUT BRUSHED GOLD

 **BOILING**

 **CHILLED**

 **SPARKLING**

 **HOT & AMBIENT**

FILTERED

UNFILTERED

Order Code H5X783Z07AU

Zip HydroTap Design Range CELSIUS PLUS All-In-One Pull-Out Boiling, Chilled & Sparkling Filtered water, plus Hot and Cold washing up water from a single tap (hot and cold water supply required) including the artfully incorporated pull-out sprayer for convenience. The intuitive touch-pad with antimicrobial protection operates the filtered drinking water, while the lever dispenses unfiltered hot and cold water. Enhanced sparkling water delivery every time with an optimised aerator hidden inside the elegant spout of the tap. The system features a single under bench command centre including full colour interactive touch screen display with pin code protection and customisable settings including boiling water safety mode, 3 energy saving modes including ON/OFF timers and 2 hour sleep mode, 'Quiet' mode with automated intelligent fan speed adjustment, antimicrobial protection impregnated into key water paths for enhanced hygiene, 100% water efficient air cooled technology, 0.2 micron water filtration, and 2 disposable CO2 cylinders.



This product is available from selected specialist retailers. Click the "Find your Specialist Retailer" link to find your local showroom.

Manufacturing Code	H5X783Z07AU
Capacity	Residential

Tap	Zip HydroTap Design Range CELSIUS PLUS All-In-One Pull-Out Tap (Brushed Gold)
Water Pressure	Min 250kPa - Max 700kPa
Water Connection	1/2" BSP (G1/2)
Water Supply Requirements	Cold and Hot
Water Valves	Integrated 500kPa Pressure limiting valve and Dual Check Valve
Power Rating	1.8kW 220-240V 50Hz
Power Supply	1 x 10 Amp socket outlet
Dimensions	W339mm x D483mm x H333mm
Product Approvals	WaterMark, RCM, ARC
Wels Rating	6 Star, 4.5 litres
Warranty	5 years (appliance warranty 36 months plus additional 24 months tank warranty)

Installation Requirements

1. Installation and connection of your Zip HydroTap must be carried out by a qualified person, observing national and local regulations.
2. You will require suitable mains electrical and drinking water connections, plus waste water drainage all within 1.5 metres of the product.
- 3. Discrete cabinetry cut outs are required for airflow. 40mm minimum clearance on cupboard base overhang required otherwise alternative installation options are available.**
4. Installation on most bench tops is straightforward however some stone bench tops may require a specialised cutting service.
5. If you live in a hard water area, we recommend installation of a Zip scale filtration kit.
6. Installation by Zip Professional Service can be arranged with a phone call or through www.zipwater.com/book-service-visit

Installation Detail

Ventilation requirements Contact your local service provider if ventilation is not suitable

Option 1. Cupboard with 40mm min overhang

50mm min clearance beside inlet

40mm min

Air exhaust cut-out

187

508

285

40

Option 2. Cupboard with less than 40mm overhang

50mm min clearance beside inlet

Air exhaust cut-out

285

40

Floor mounting plate cut-out

300

40

Tap Positioning

Position the Tap to dispense into the sink.

Ø50mm hole for Tap

Sink

Allow clearance for spout rotation.

130°

Hose Management System

For ease of installation, the wall area directly under the tap and to either the right or left side, as shown, should be clear of obstructions. Locate water and electricity outlets elsewhere.

Rotate the Hose Management System to align the pull-out hose within the allowable offset. Refer to the instructions supplied.

4mm buffer pad air space

Spray nozzle extends up to 900mm

4mm

113

219

150 min

251

180°

250 approx

150 min

400 approx

30mm from tap centre-line

700 approx

50mm from tap centre-line

>700

Celsius Plus All-in-One Pull-Out Tap

Clearance Envelope

Hot water & mains water isolation valves (not supplied)

IEC Flex & Plug

CO₂ gas cylinder

230-240V, 50Hz power outlet

333

200 min

339

50 min

380

105

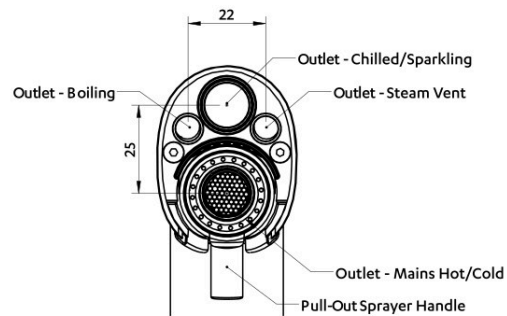
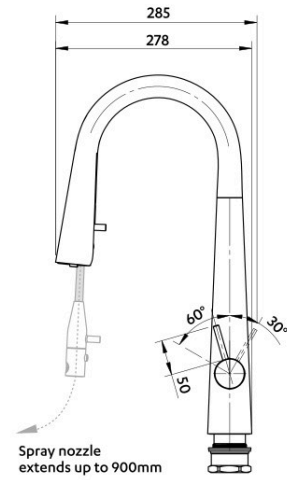
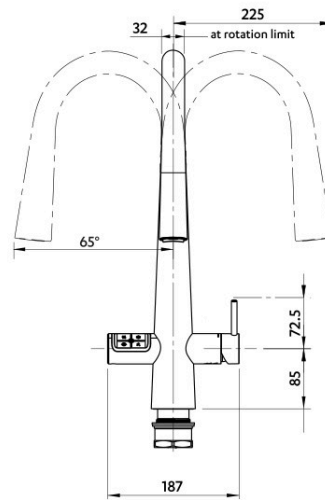
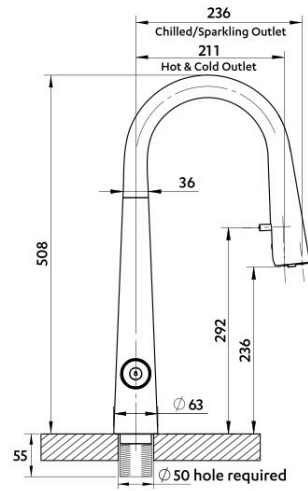
483

150 min

SCALE 1:5
ALL DIMENSIONS IN MM UNLESS OTHERWISE SPECIFIED. INSTALLATION DIAGRAMS ARE FOR ILLUSTRATIVE PURPOSES ONLY. HOSES ARE NOT SHOWN TO SCALE AND CANNOT BE LENGTHENED.

Tap Detail

BCL3 A3 Mixer Taps v1.01 10.2024



VIEW UNDER OUTLET NOZZLE

**Provide Ø50mm hole in sink/benchtop to install.
This Tap is intended for MAINS setup**

CELSIUS PLUS ALL-IN-ONE PULL-OUT - BC, BCS

ALL DIMENSIONS IN MM UNLESS OTHERWISE SPECIFIED